



AEI



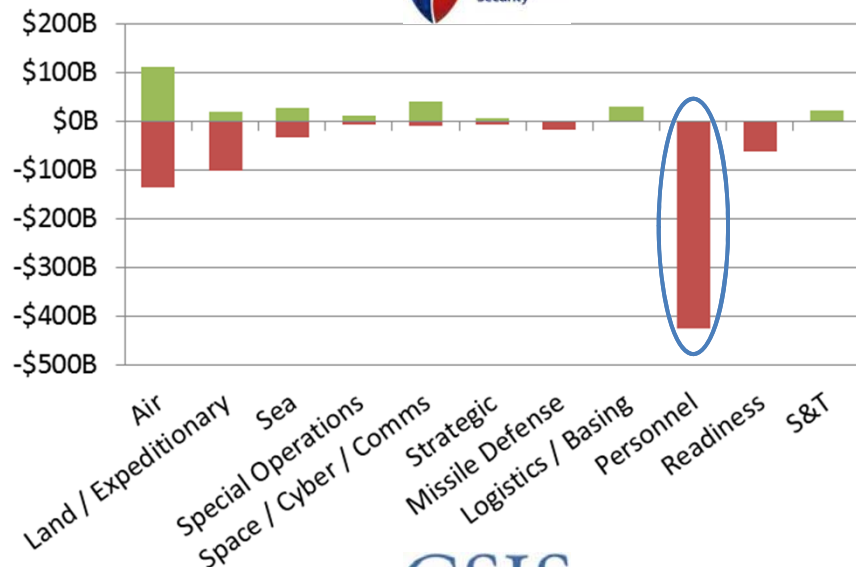
Center for a
New American
Security

CSBA CSIS

Comparison of Team Choices

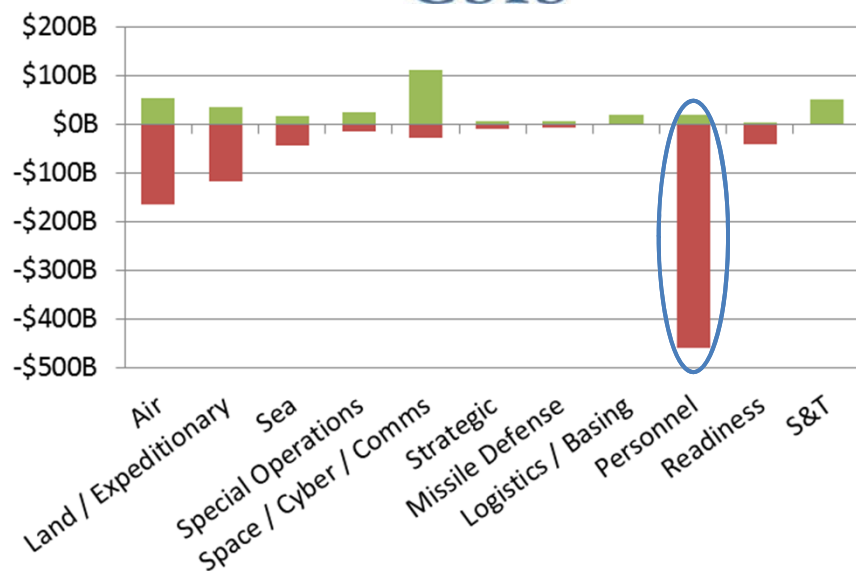
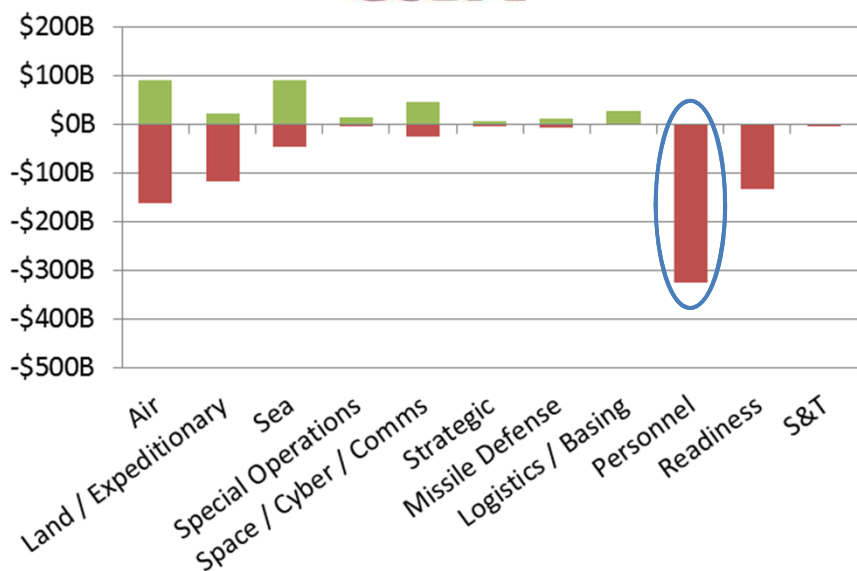
CSBA

Rebalancing in Full BCA



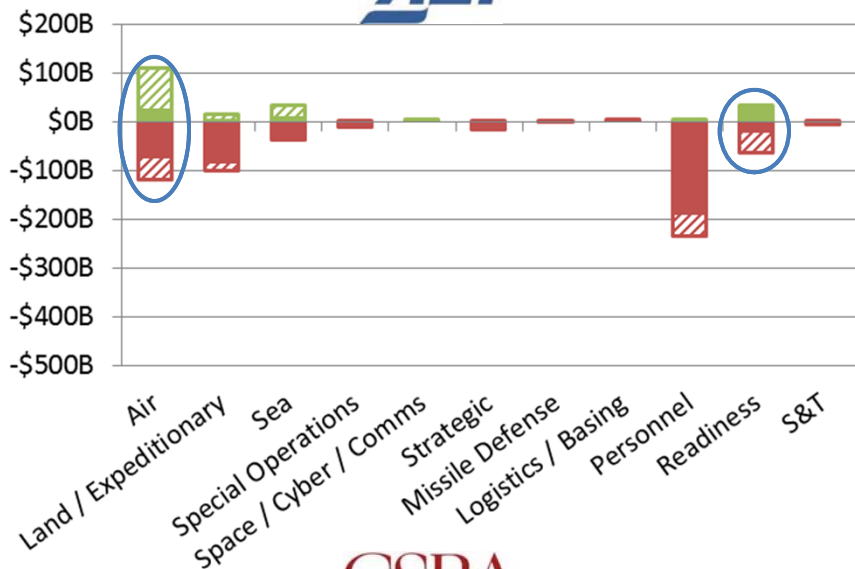
CSBA

CSIS



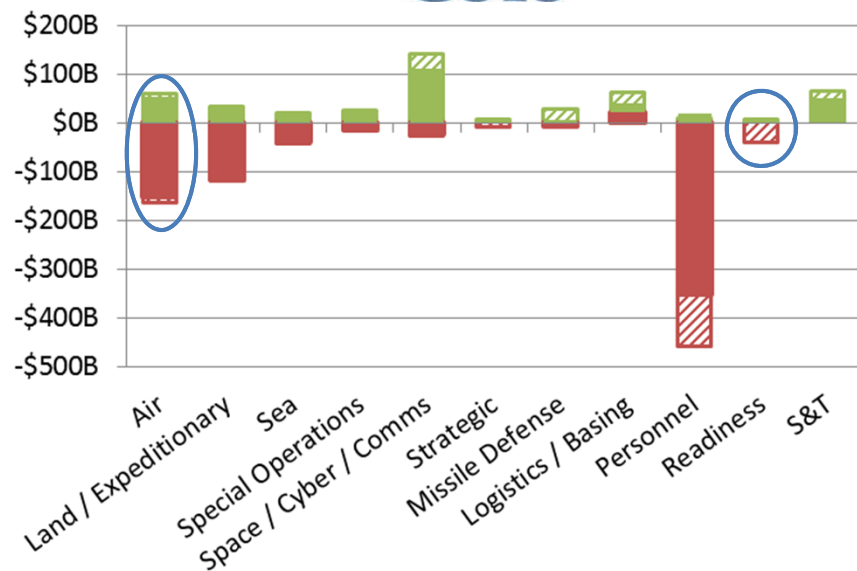
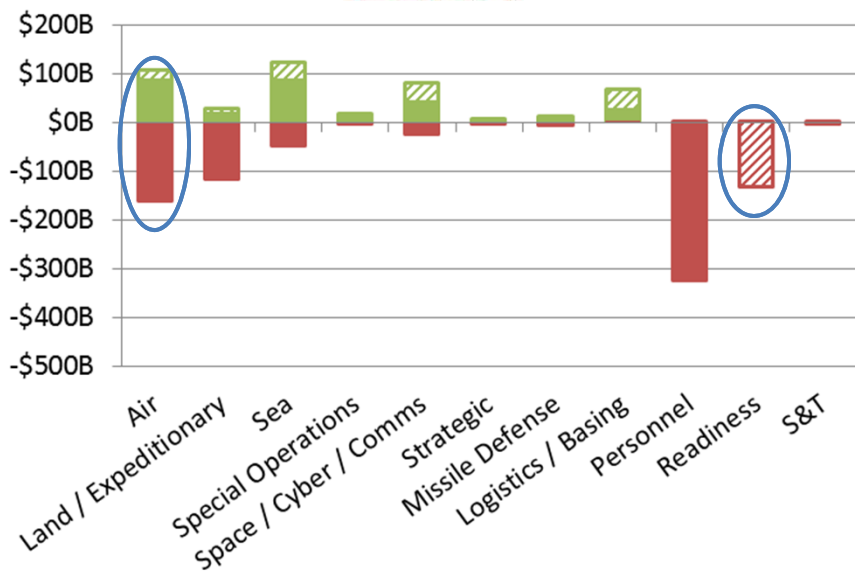
CSBA

Rebalancing in Half BCA



CSBA

CSIS





Full BCA

<i>Non-Stealthy</i>	-181	+58	-247	-51
<i>Stealthy</i>	0	+150	+120	+120

Half BCA

<i>Non-Stealthy</i>	-181	+68	-237	0
<i>Stealthy</i>	0	+150	+150	+120

Numbers represent the change in the number of aircraft in FY23 relative to the baseline.



Full BCA

Non-Stealthy

-630

-170

-300

-240

Stealthy

+60

-300

-380

-20

Half BCA

Non-Stealthy

-730

-50

-300

-240

Stealthy

+220

-200

-380

+20

Numbers represent the change in the number of aircraft in FY23 relative to the baseline.



Full BCA

Non-Stealthy

-90

0

-60

-60

Stealthy

+5

+10

+5

-5

Half BCA

Non-Stealthy

-60

0

0

-60

Stealthy

+5

+10

+5

-5

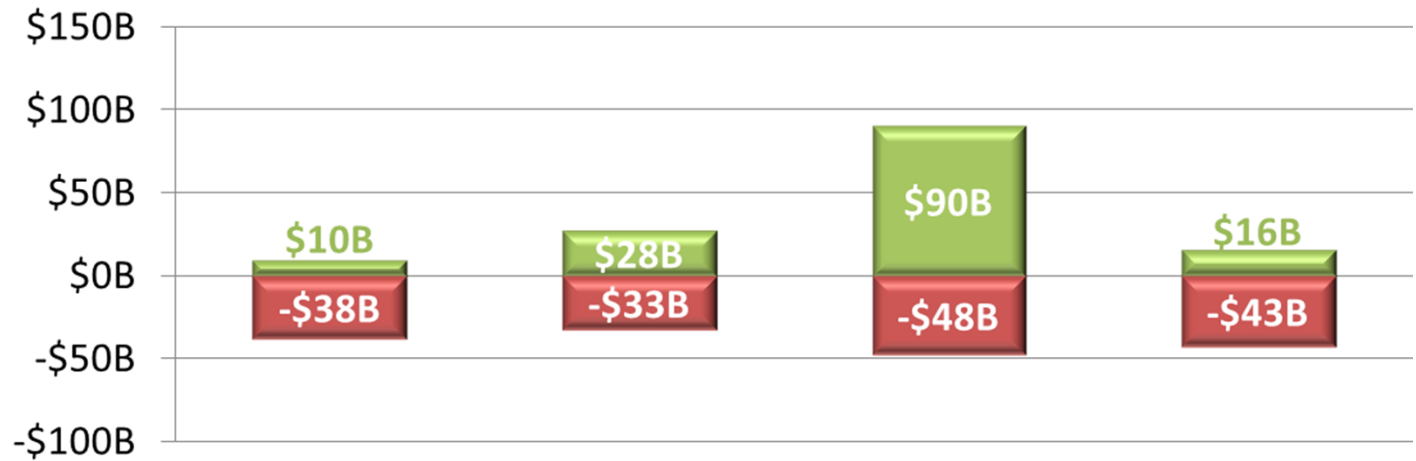
Numbers represent the change in the number of aircraft in FY23 relative to the baseline.



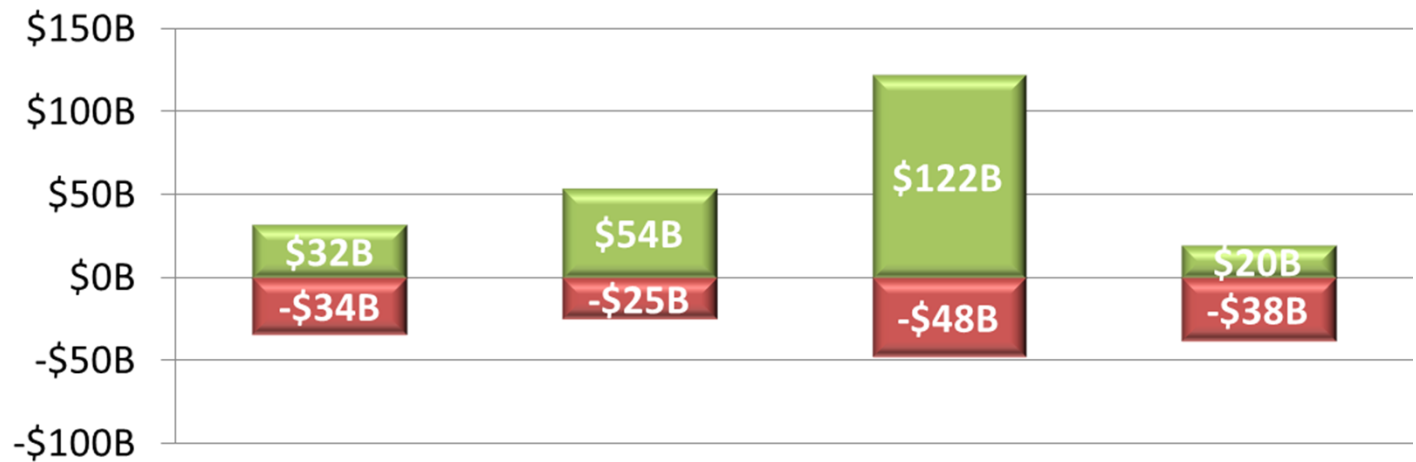
Center for a
New American
Security

CSBA CSIS

Full BCA



Half BCA





CSBA

CSIS

Full BCA

<i>Carriers</i>	-3	-3	-2	-4
<i>Cruisers</i>	-9	-9	-9	-9
<i>Destroyers</i>	-9	-4	-4	-8

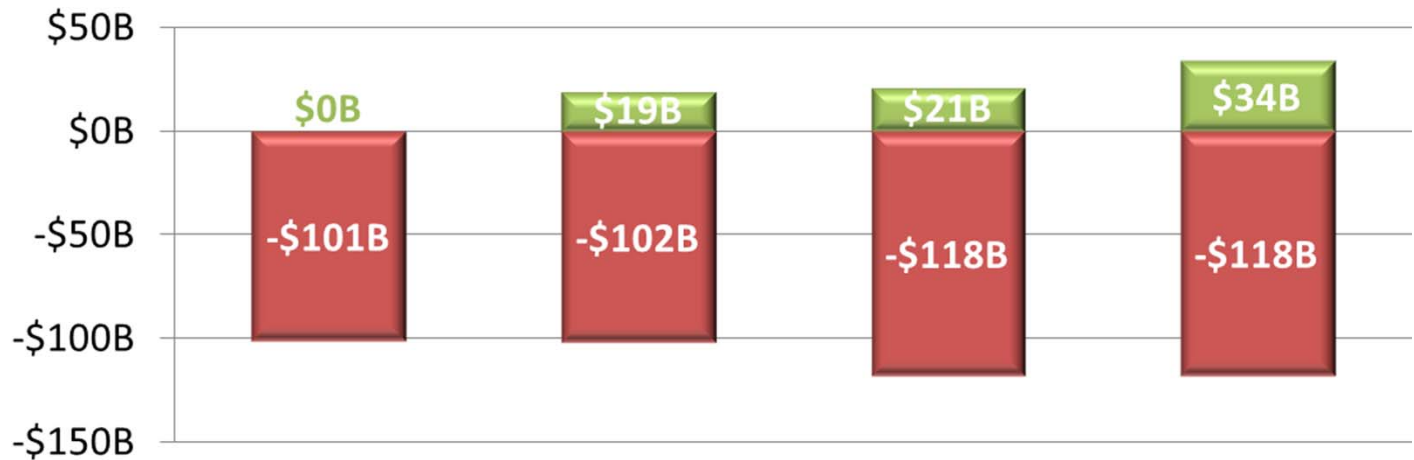
Half BCA

<i>Carriers</i>	-2	-3	-2	-4
<i>Cruisers</i>	-7	-9	-9	-9
<i>Destroyers</i>	-14	0	-4	-6

Numbers represent the change in the number of ships in FY23 relative to the baseline.



Full BCA



Half BCA



CSBA Army Active Component



CSBA

CSIS

Full BCA

<i>Armored BCTs</i>	-6	-6	-6	-6
<i>Infantry BCTs</i>	-3	+1	-7	-8
<i>Stryker BCTs</i>	-3	0	-2	-5
<i>End Strength</i>	-78k	-73k	-70k	-163k

Half BCA

<i>Armored BCTs</i>	-3	-6	-6	-6
<i>Infantry BCTs</i>	-3	+1	-7	-8
<i>Stryker BCTs</i>	-3	0	-2	-5
<i>End Strength</i>	-40k	-73k	-70k	-163k

Numbers represent the change in the number BCTs / end strength in FY23 relative to the baseline.

CSBA Army Reserve Component



CSBA

CSIS

Full BCA

<i>Armored BCTs</i>	-1	-5	-4	+2
<i>Infantry BCTs</i>	-5	-14	-4	+5
<i>Stryker BCTs</i>	0	-1	-1	+3
<i>End Strength</i>	-58k	-84k	-19k	+100k

Half BCA

<i>Armored BCTs</i>	-1	-5	-4	+2
<i>Infantry BCTs</i>	-5	-14	-4	+5
<i>Stryker BCTs</i>	0	0	-1	+3
<i>End Strength</i>	-58k	-84k	-19k	+100k

Numbers represent the change in the number BCTs / end strength in FY23 relative to the baseline.



Full BCA

<i>Cyber</i>	\$0	+\$10.6B	+\$10.2B	+\$30.6B
<i>Protected SATCOM</i>	0	0	+8	+6
<i>GPS</i>	0	0	0	+8

Half BCA

<i>Cyber</i>	\$0	+\$26.4B	+\$23.7B	+\$50.1B
<i>Protected SATCOM</i>	0	+1	+8	+6
<i>GPS</i>	+4	+5	0	+8

Numbers represent the change in funding or the number of satellites in FY23 relative to the baseline.

CSBA Strategic Forces & Missile Def.



CSBA CSIS

Full BCA

<i>ICBM Wings (150 missiles)</i>	-3	-2	-1	-1
<i>Cancel GMD</i>	-	X	X	X

Half BCA

<i>ICBM Wings (150 missiles)</i>	-3	-2	0	0
<i>Cancel GMD</i>	-	X	X	X

Numbers represent the change in the number ICBM wings in FY23 relative to the baseline.



Full BCA

<i>Undersea Sensors/UUVs</i>	-	X	X	X
<i>Unmanned Ground Vehicles</i>	-	X	X	-
<i>Ground & Sea-Based DE</i>	-	-	X	-
<i>Railgun Tech.</i>	-	X	X	-

Half BCA

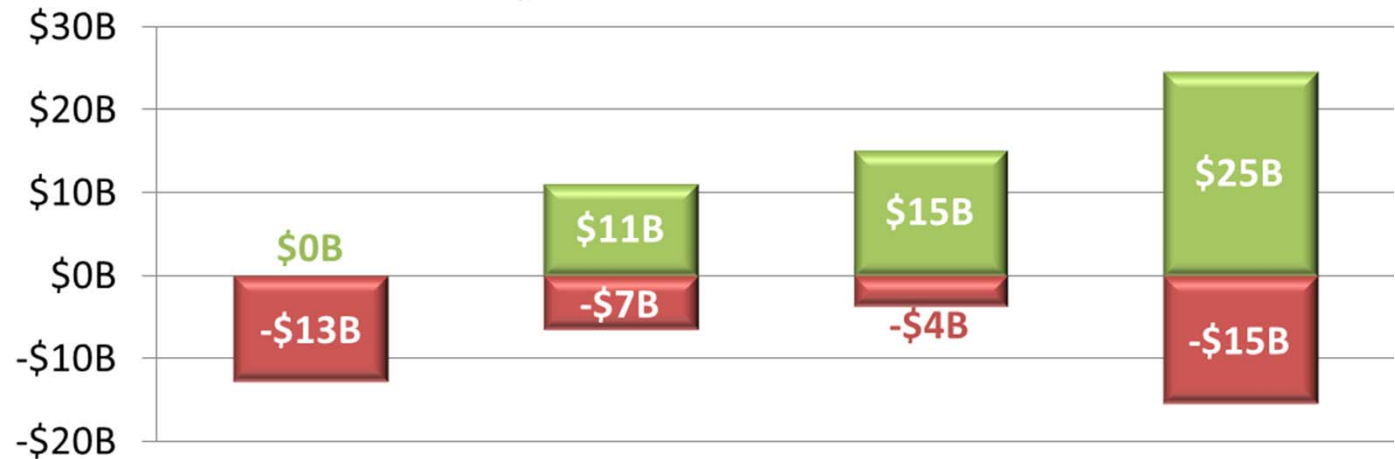
<i>Undersea Sensors/UUVs</i>	X	X	X	X
<i>Unmanned Ground Vehicles</i>	X	X	X	-
<i>Ground & Sea-Based DE</i>	X	X	X	-
<i>Railgun Tech.</i>	X	X	X	X



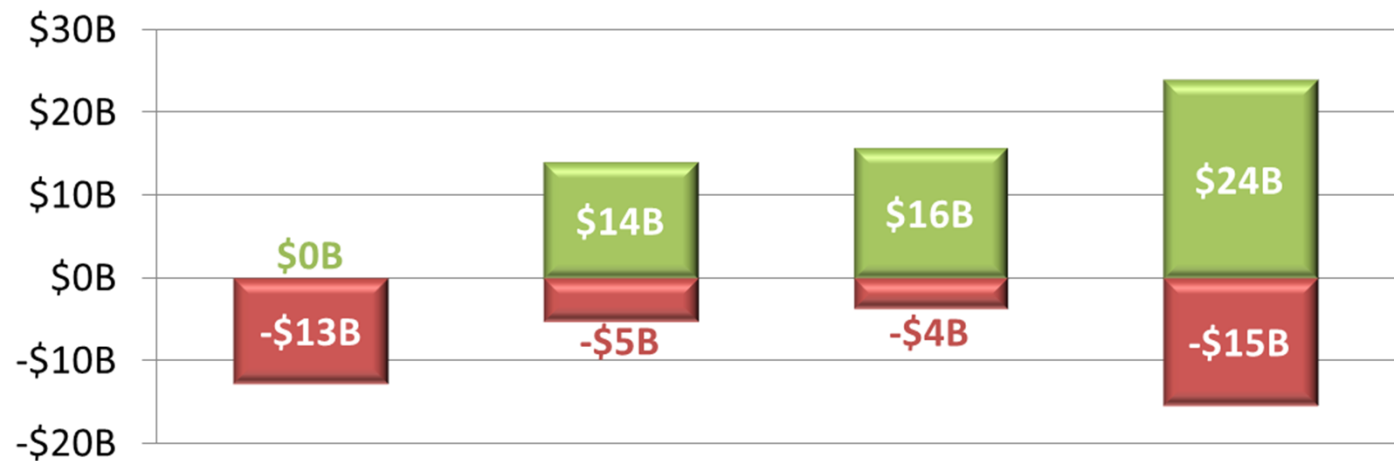
Center for a
New American
Security

CSBA CSIS

Full BCA



Half BCA

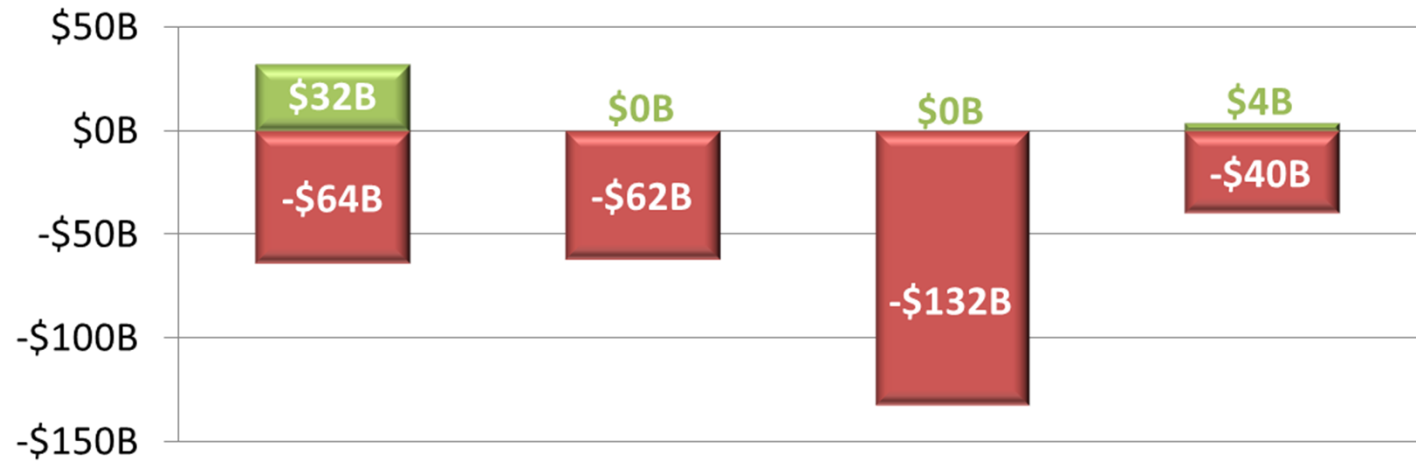





Center for a
New American
Security

CSBA CSIS

Full BCA



Half BCA





Full BCA

<i>BRAC</i>	+\$10B	+\$30B	+\$5B	+\$5B
<i>DoD Civilians</i>	-82k	-263k	-212k	-150k

Half BCA

<i>BRAC</i>	+\$10B	+\$30B	+\$15B	+\$20B
<i>DoD Civilians</i>	-82k	-263k	-212k	-150k

Personnel numbers represents the change in the number of DoD civilian FTEs in FY23 relative to the baseline.



AEI

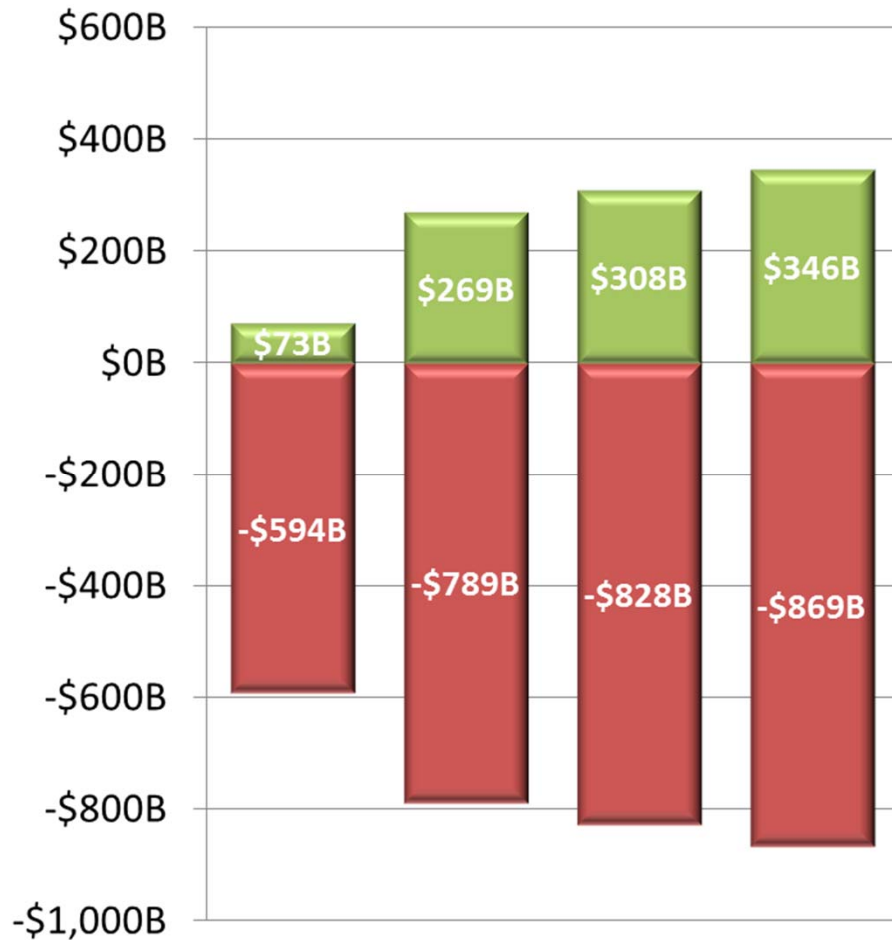


Center for a
New American
Security

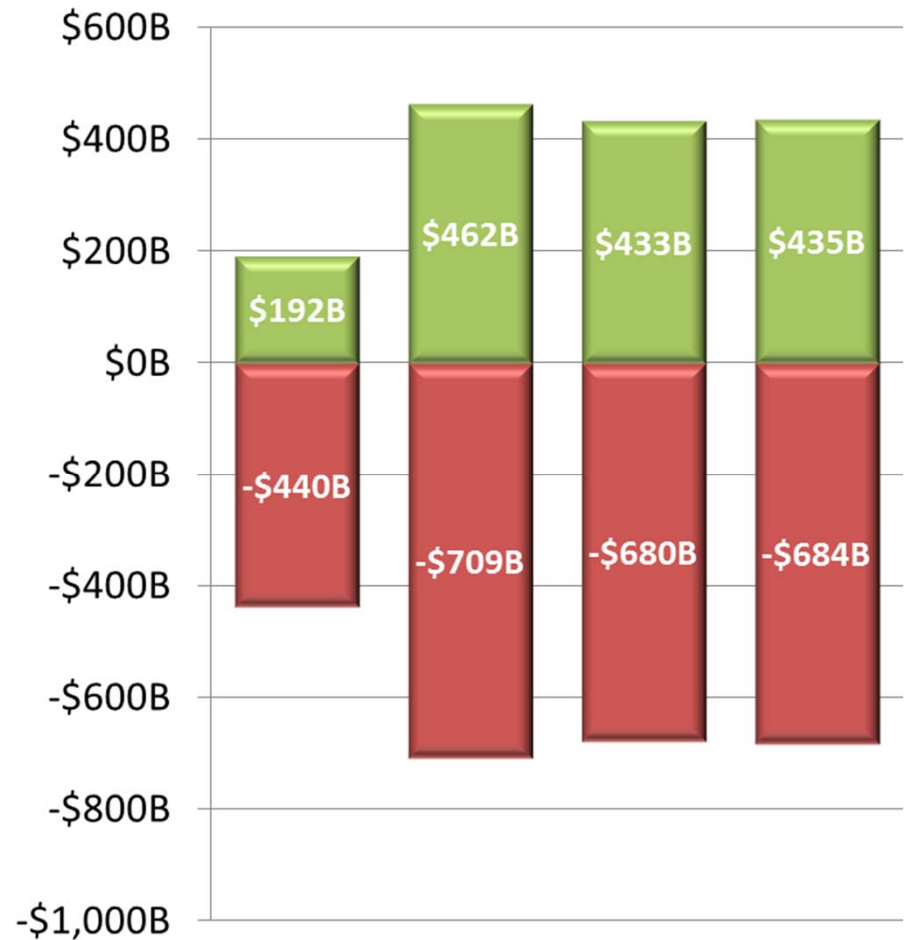
CSBA CSIS

Questions?

Full BCA



Half BCA

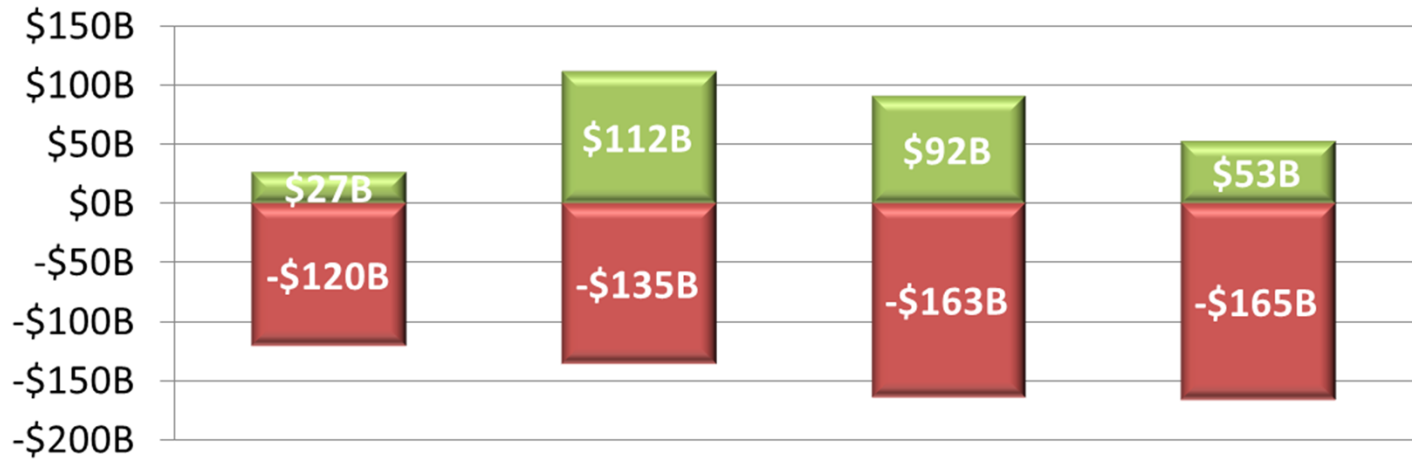




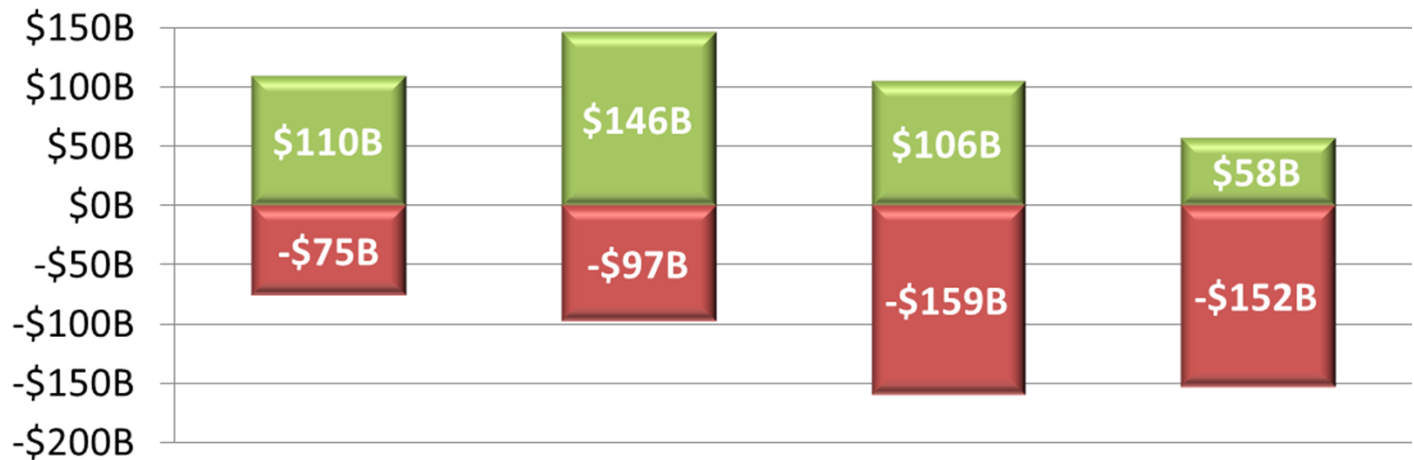
Center for a
New American
Security

CSBA CSIS

Full BCA



Half BCA



CSBA Active Duty End Strength



CSBA CSIS

Full BCA

<i>Army</i>	412k	417k	420k	327k
<i>Navy</i>	275k	260k	288k	240k
<i>Air Force</i>	300k	280k	295k	249k
<i>Marine Corps</i>	135k	155k	177k	182k
<i>Total</i>	1.1M	1.1M	1.2M	1.0M

Half BCA

<i>Army</i>	450k	417k	420k	327k
<i>Navy</i>	280k	260k	288k	260k
<i>Air Force</i>	300k	280k	295k	269k
<i>Marine Corps</i>	135k	155k	177k	182k
<i>Total</i>	1.2M	1.1M	1.2M	1.0M

CSBA Guard / Reserve End Strength



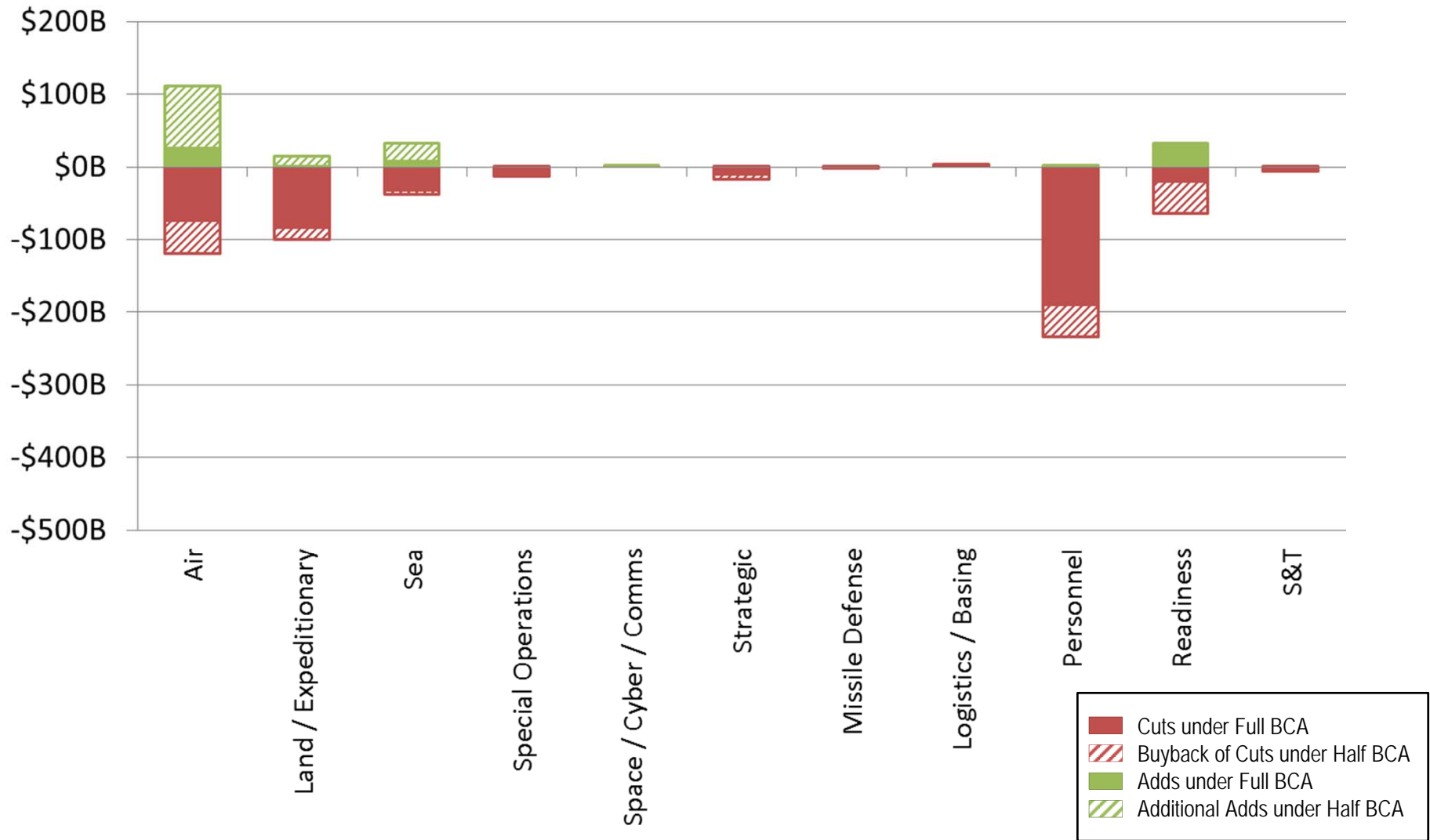
CSBA CSIS

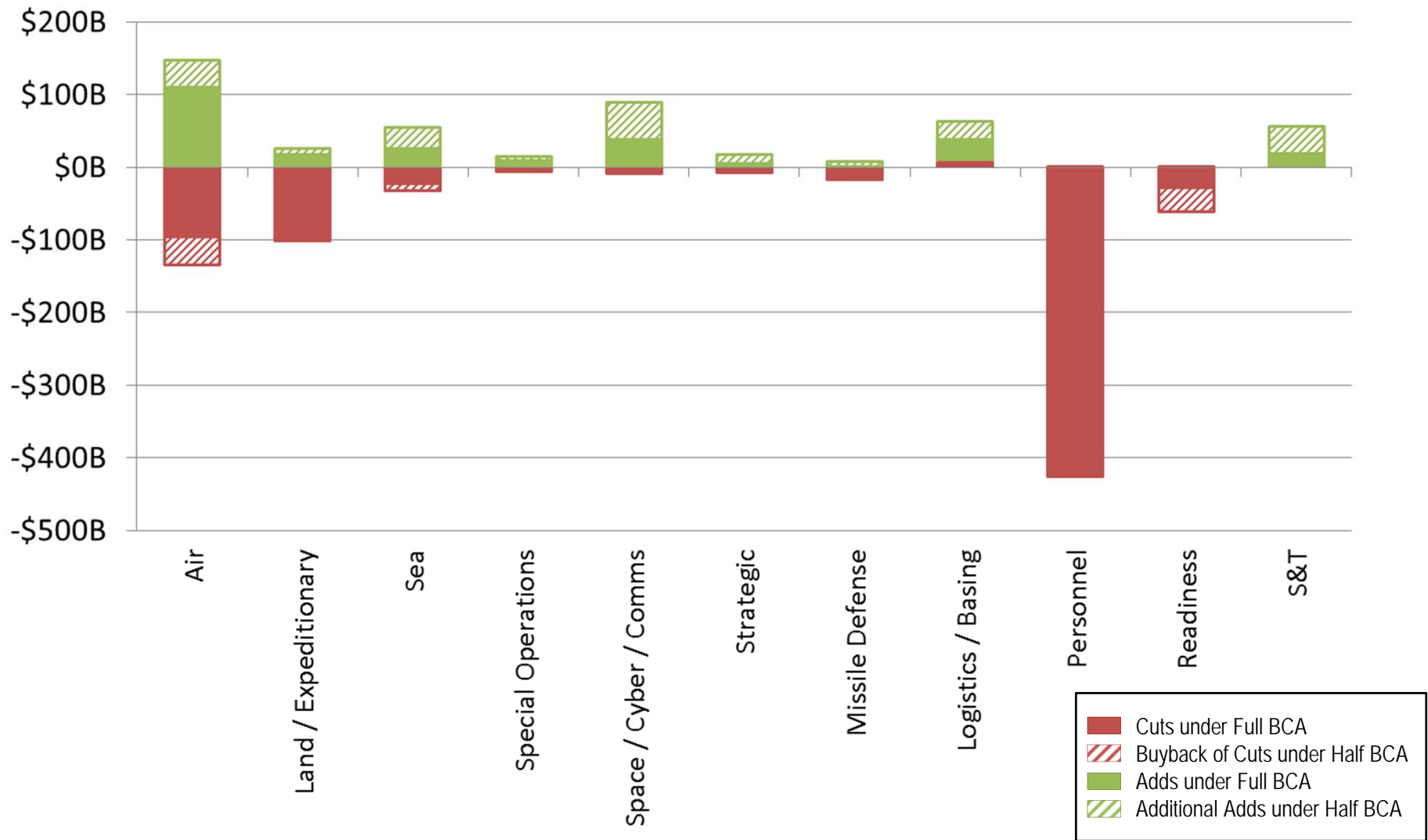
Full BCA

<i>Army</i>	500k	474k	539k	658k
<i>Navy</i>	55k	48k	37k	37k
<i>Air Force</i>	165k	144k	135k	140k
<i>Marine Corps</i>	38k	27k	27k	27k
<i>Total</i>	758k	693k	738k	862k

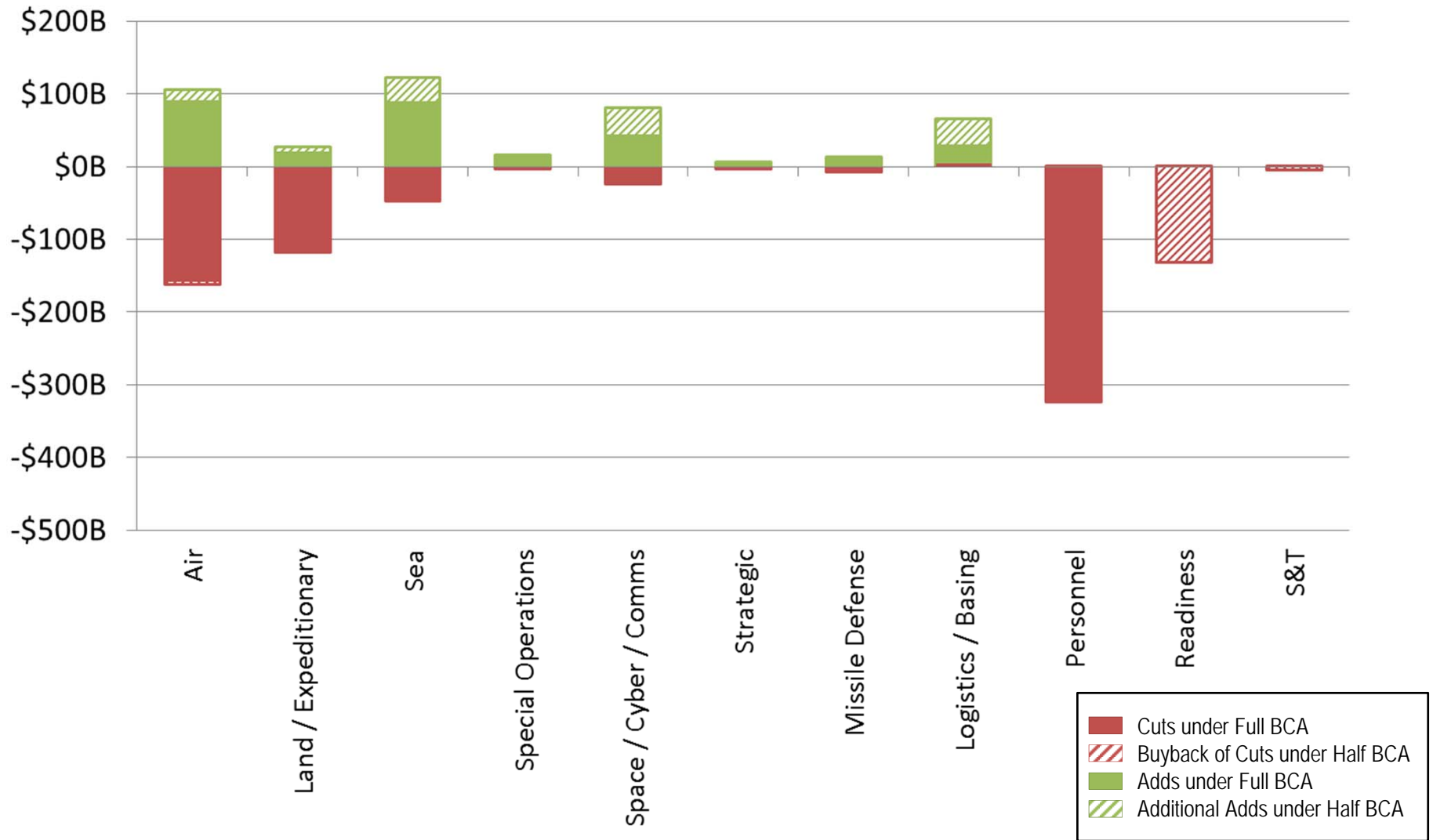
Half BCA

<i>Army</i>	500k	474k	539k	658k
<i>Navy</i>	55k	48k	37k	57k
<i>Air Force</i>	165k	144k	135k	170k
<i>Marine Corps</i>	38k	27k	27k	40k
<i>Total</i>	758k	693k	738k	925k





CSBA



CSIS

